



---

---





---






---

--	--	--	--



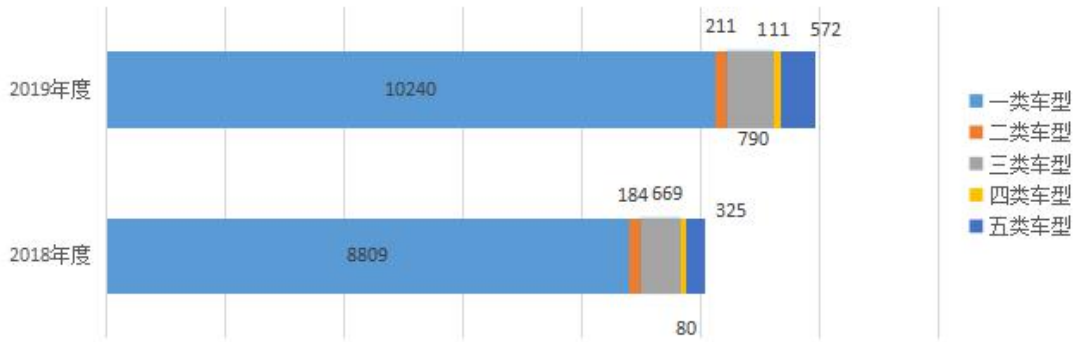
---



---

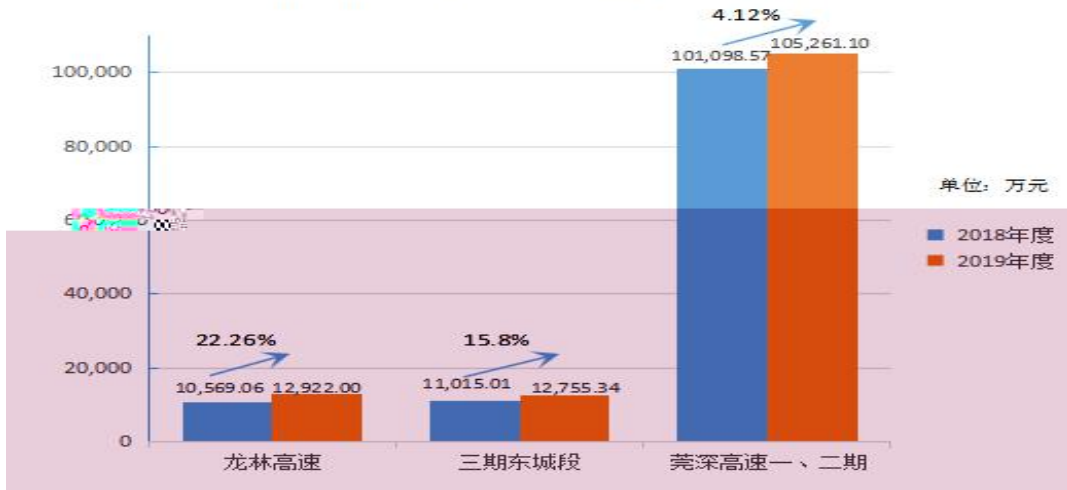
莞深高速全线混合车流量与上年同期对比图

单位：万辆



莞深高速各路段通行费收入对比图

单位：万元





---













---




---

---




---

---








---


---




---



---

---

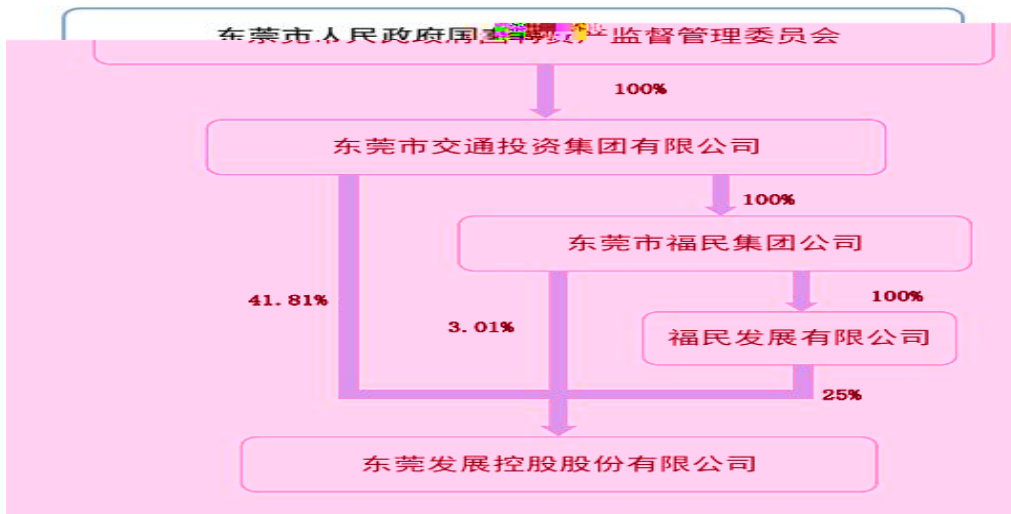

---








---


---

---

---

Q Q E h  
s




---





---







---



---

---




---



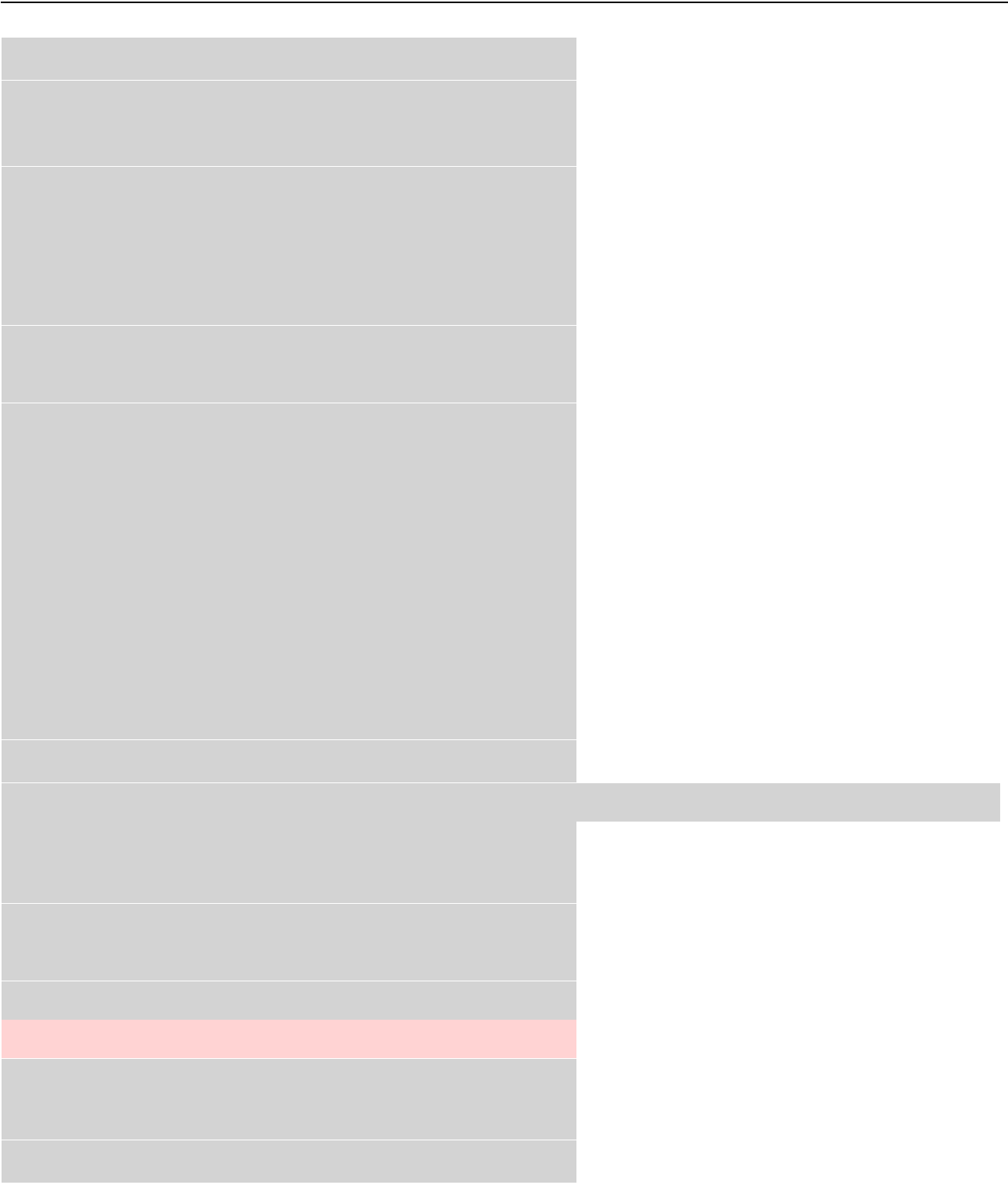


---

---

---







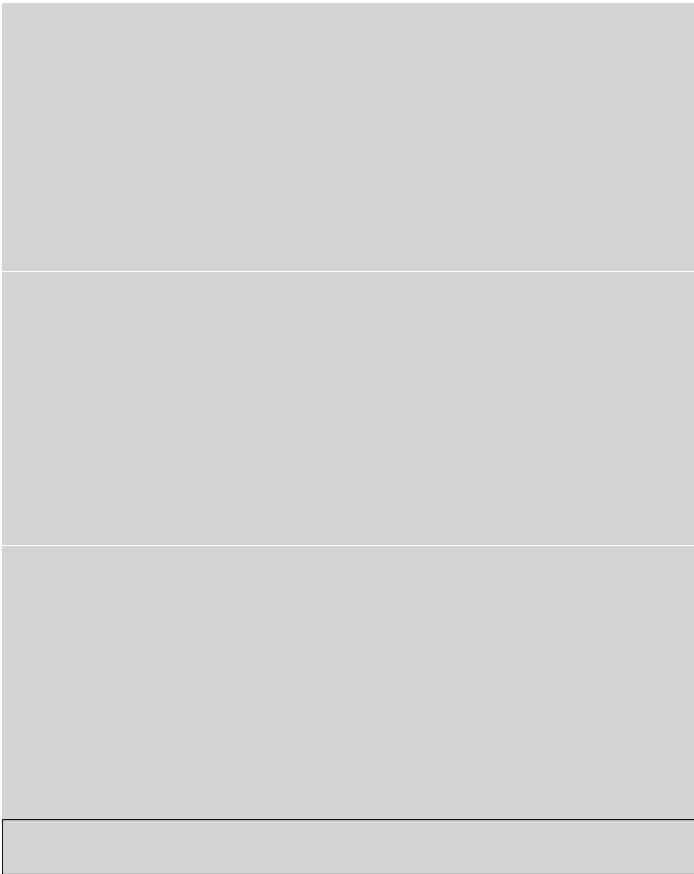


#C















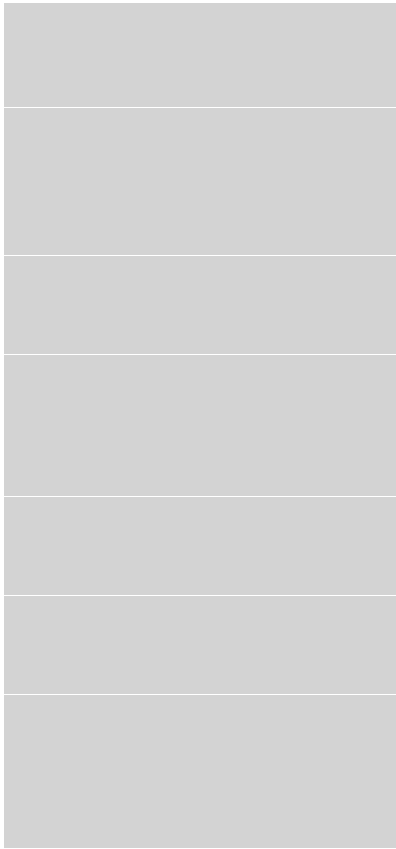
























---

---



---

1

2

---

2

- A.
- B.
- C.
- D.

3

4

1



2

8

8



)

(

( )

1

1

2

---

3

4

5



---

2

1

2

1

---

**3**

1

2

**4**

1

2

3

1 2

1

---

2

5

6

---

1  
12  
2  
3

12

1

2

---

3

4

7

---

1

2

3

4

5

1

---

ò.Y@Ôy Y@Ð•  
2 Å



½ñ d ġ ĀFBA™Y@Ð•|ˆ x1™ €ÖĒ@  
: ObY@Ð•H?1€ÖĒ@ Ā Wj 1 R' €ÖĒ@Y@Ð•`

---

2

**3**

1

22

2





22

3

22

4

5

22

4

1

---

22

2

1

2

5

1

---

2

3

1

		10-30	5.00	9.50-3.167
		10	0.5	9.95
		5	0.5	19.90
		5	0.5	19.90
		10	5	9.50

2019 11

2

---

3

**4**

1

2

3

4

5

---

---


---

---



---

---

---



		22,630,776.67	22,630,776.67	
	22,630,776.67	-22,630,776.67		

---

		<i>1</i>	<i>2</i>		

---




---

--	--	--

---

--	--	--	--







---



				1	
				1	







---





---







---



Date	Description	Financial Data								Total	Balance
		Jan	Feb	Mar	Apr	May	Jun	Jul	Aug		

Category	Value	Percentage

--	--	--	--	--	--	--





---






---





---








--	--	--

---





---

---




---







---















--	--	--	--	--	--

— 8 1 0 0

---










											-13,633,874.92
--	--	--	--	--	--	--	--	--	--	--	----------------

		95,319,248.44		874,867,403.08
		95,319,248.44		874,867,403.08


	1,073,883,467.11	
	95,319,248.44	
	4,165,264,351.99	

---

---




			/

--	--	--



---

	282,980,254.73	
	285,747,013.52	




---

---





---




---

---

---










---







---









---



---


---

	1,181,271,109.78	178,706,634.66	-22,027,194.39	1,337,950,550.05
	958,342,811.96	134,007,941.41	-17,398,630.46	1,074,952,122.91

	11,300,979,124.93	4,949,430,964.40	-4,449,587,288.01	11,800,822,801.32
	4,186,575,818.31	2,549,122,409.53	-2,337,219,401.71	4,398,478,826.13




---








	3,331,127.75	3,684,356.03
	11,690,817.10	

	5,196,926.87	433,177,835.86
	20,218,871.72	436,862,191.89

	3,331,127.75	3,684,356.03
	3,331,127.75	3,684,356.03




---

--	--	--





---


	5,528,645.61
	5,528,645.61

27,317,930.36


---




---

---




	278,866,266.07	



---

---